

Unitrends Endpoint Backup Release Notes

Release 1.30 | Document Version 1.12082022

What's new in release 1.30

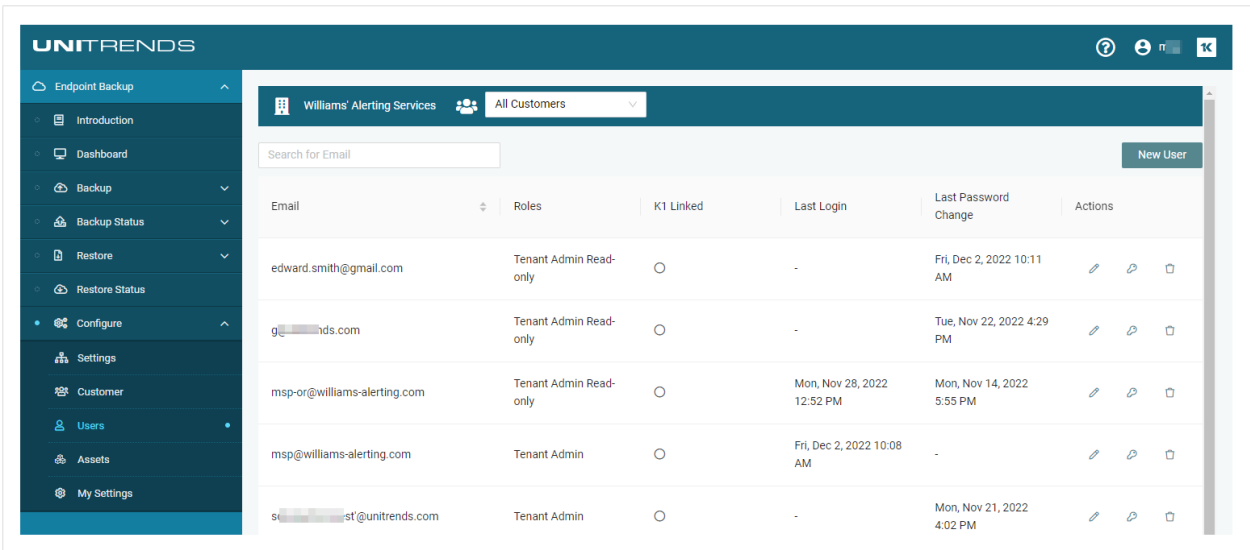
This document describes new features and fixes introduced in release 1.30.

To upgrade to release 1.30, install the latest agent on all protected assets (see [Install the Endpoint Backup agent](#) in the [Endpoint Backup Guide](#)).

Features

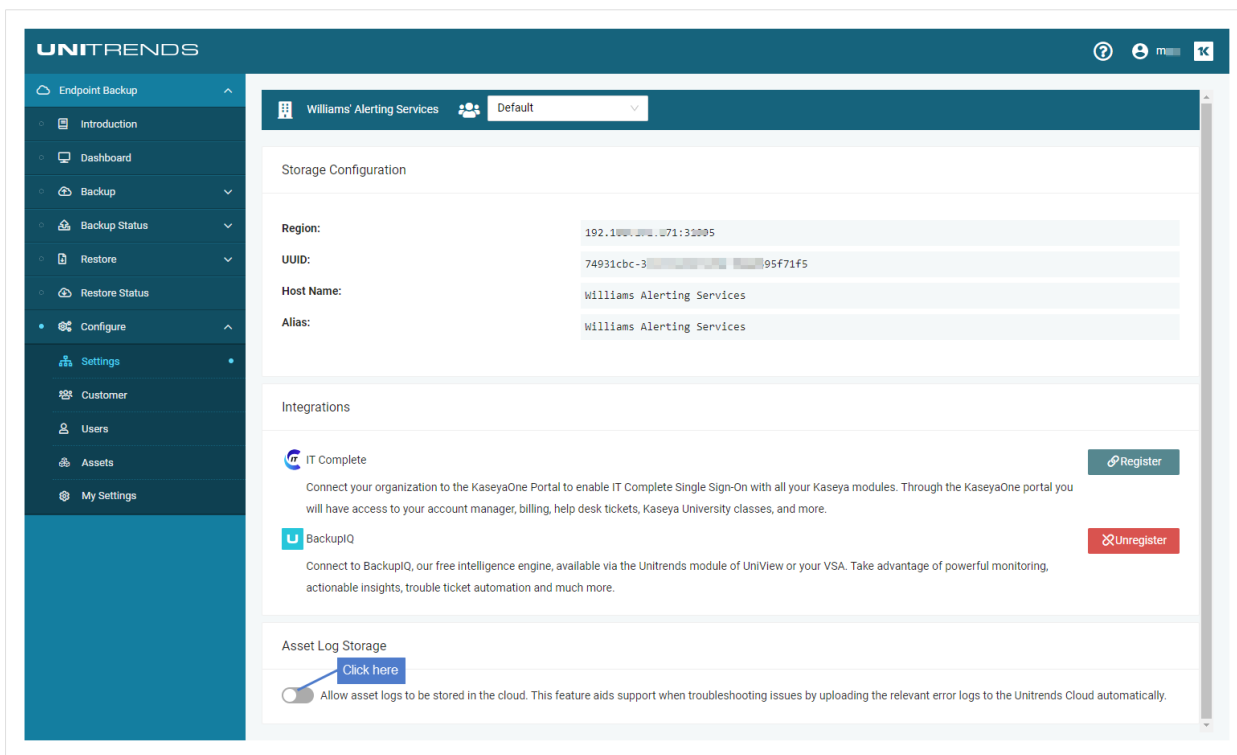
Release 1.30 includes these features and enhancements:

- **Endpoint Backup agent** – This release includes agent version 1.30. Unitrends recommends upgrading to the latest agent version to benefit from fixes, new features, and performance enhancements
- **NEW Configure > Users page** – With the user self service feature, you can now view, add, edit, and remove Endpoint Backup users. For detailed procedures, see *Working with users* in the [Endpoint Backup Guide](#).

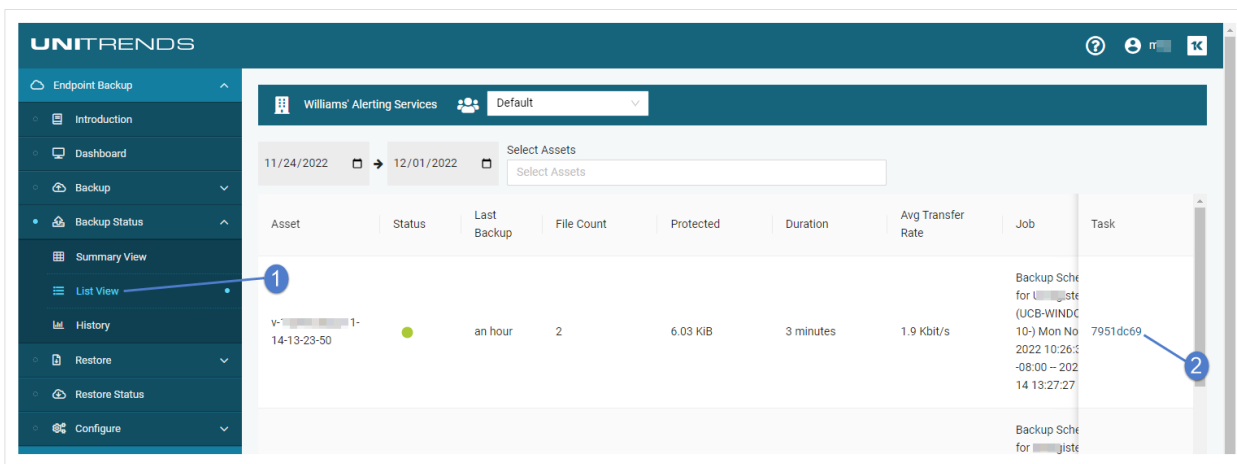


- NEW Asset Log Collection** – Error logs provide valuable troubleshooting information you can use to address Endpoint Backup issues. You can now opt to store your assets' recent logs in the Unitrends Cloud. Once logs have been uploaded, you can download and review them in just a few clicks— and easily send an error log .zip file to Unitrends Support so that issues can be resolved quickly. For detailed procedures, see *Working with asset log storage* in the [Endpoint Backup Guide](#).
- Enable this feature from the Configure > Settings page:

Note: The asset log feature applies to assets running Endpoint Backup agent version 1.30 or higher. Once you have enabled the feature, logs are uploaded as tasks complete for assets running the 1.30+ agent.



- Download logs from the Task Details dialog. Access the Task Details dialog from either of these pages: Backup Status > List View or Restore Status. In the Task Details dialog, click **Download Logs**.



The screenshot shows the Unitrends Endpoint Backup interface. The left sidebar contains a navigation menu with the following items: Introduction, Dashboard, Backup, Backup Status, Restore, Restore Status (highlighted with a blue circle and '1'), and Configure. The main content area displays a table of backup tasks for 'Williams' Alerting Services' under the 'Default' group. The table has columns for Task ID, Job, Type, Target, Start Time, End Time, and Status. One task, with ID 'cd756173', is highlighted with a blue circle and a '2'.

Task ID	Job	Type	Target	Start Time	End Time	Status
75358ee7	3f896853-2194-4881-b961-47c09d3fb929	Bare Metal	Session: 09f4a2dd-032e-4be5-88ec-49e1a1772d9d	Wed, Nov 30, 2022 7:47 AM	Wed, Nov 30, 2022 8:23 AM	●
cd756173	5bcf755a-ab05-4997-8f38-e1d695519682	File & Folder	asset-log-2022-11-29-08-00-56	Tue, Nov 29, 2022 8:13 AM	Tue, Nov 29, 2022 8:16 AM	●
73f41e12	b7946282-3fe7-4126-a683-96a0a4d7e0e7	File & Folder	asset-log-2022-11-14-15-02-06	Thu, Nov 24, 2022 4:09 AM	Thu, Nov 24, 2022 4:13 AM	●
6e335155	3f896853-2194-4881-b961-47c09d3fb929	Bare Metal	Session: 911269b7-efd9-4149-8efa-f2a5083ba2db	Mon, Nov 21, 2022 1:51 PM	Mon, Nov 21, 2022 2:28 PM	●
3f5dee32	3f896853-2194-4881-b961-47c09d3fb929	Bare Metal	Session: 911269b7-efd9-4149-8efa-f2a5083ba2db	Mon, Nov 21, 2022 1:30 PM	Mon, Nov 21, 2022 1:33 PM	✖
59775f2a	3f896853-2194-4881-b961-47c09d3fb929	Bare Metal	Session: dd57caf2-e702-4f8f-b77e-3b38e5ac628c	Thu, Nov 17, 2022 9:43 AM	Thu, Nov 17, 2022 10:19 AM	●
80e50d51	3f896853-2194-4881-b961-47c09d3fb929	Bare Metal	Session: 81ba0277-893e-49d3-8a08-97f13d3a9478	Wed, Nov 16, 2022 3:42 PM	-	🔄
35db8d68	3f896853-2194-4881-b961-47c09d3fb929	Bare Metal	Session: 81ba0277-893e-49d3-8a08-97f13d3a9478	Tue, Nov 15, 2022 12:58 PM	Tue, Nov 15, 2022 1:31 PM	●

The screenshot shows the 'Task Details' modal for task ID 'cd756173'. The modal displays the following details:

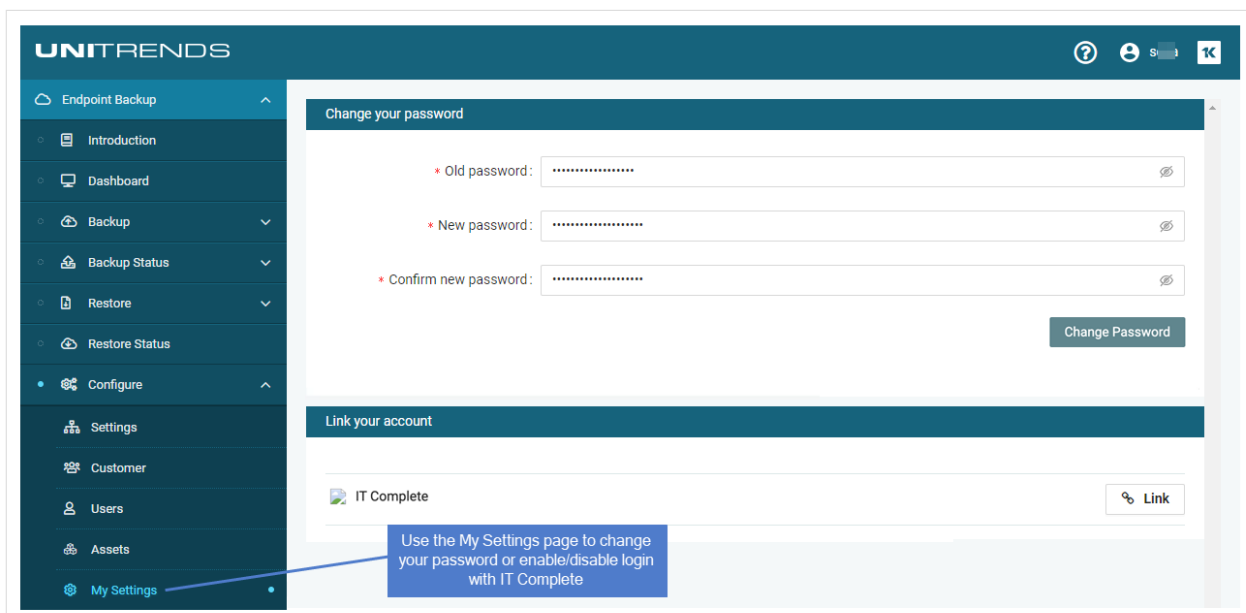
```

asset
agent_version "18.6.9.1.7271"
agent_version_cloud "1.29.0"
asset_uuid "8ee6eb92-3a5f-4def-80b7-a8c76186e79c"
compatible_profile true
customer_jid 158415
delete_state "NODELSTATE"
enabled true
id 67214
job_uuid "98d085fa-2d53-4edb-9a04-ae0363d531ea"
last_known_state "REGISTERED"

```

A 'Download Logs' button is visible in the top right corner of the modal, with a blue circle and '1' next to it. At the bottom of the screen, a notification states: '98316_1669913195...zip Logs are downloaded to .zip file'. A 'Show all' button is also present in the bottom right corner.

- **Configure > My Settings** – The User Settings page is now called *My Settings*. Use this page to change your password or enable/disable login with IT Complete:



Fixes

- Backup > Jobs – Fixed an issue where assets were not sorted properly in the Job wizard Assets and Selected Assets lists. With this fix, assets are now sorted alphabetically by name or VSA ID.
- Backup Status > History – Fixed an issue where clicking today's bar in the Assets graph displayed the previous days' data in the Critical Assets list. With this fix, today's data now displays in the Critical Assets list.
- Restore > File and Folder – Fixed an issue where a *Failed to get the list* error could occur if you had selected an asset and backup to recover, then changed your asset selection.